



Shown with
optional cable
management
system

CoRe+

Smart level 2 charging station for multi-unit residential buildings, commercial and industrial applications

The CoRe+ charging station is specifically designed for private applications such as workplaces, multi-unit residential buildings, fleets, and is also suitable for public spaces

Benefits

- **PowerSharing technology** (U.S. Pat. No. 9,927,778)
Greatly reduce installation cost by sharing the remaining incremental capacity of an existing electrical infrastructure
- **PowerLimiting technology** (Patent pending)
Add multiple charging stations to an existing installation while minimizing the building's peak power demand through:
 - Fixed limit
 - Scheduled limitations
 - Integration to a Building Management System (BMS)
- Rugged and reliable design able to withstand harsh weather

Smart Charging Solution

- **Enhanced charging station owner experience** - Complete remote management capabilities including software and firmware updates
- **Enhanced user experience** - Deliver real-time updates and notifications to drivers
- **Revenue generation** - Implement payment services to generate revenue
- **Access control** - Configure stations to authorize access using the FLO mobile app or RFID card authentication, or allow unrestricted access to the station

Key features

- NEMA 4X cast aluminum casing
- Certified to operate in temperatures ranging from -40 °C to 50 °C / -40 °F to 122 °F
- Equipped with a charging cable that remains flexible at low temperature
- Wall-mounted or pedestal configuration
- Modular design to facilitate servicing and maintenance
- Access provided free of charge or according to a usage fee
- LED status indicator
- Optional cable management system
- Optional cascading kit enables serial daisy-chain connection of multiple charging stations on pedestals and on the same branch circuit

Overview

The CoRe+ charging station is designed for applications where a large quantity of charging stations are necessary, such as workplaces, multi-unit residential buildings (condos and apartments), or commercial fleets. The CoRe+ can be equipped with a cable management system keeping the cables safe and suspended.

Future-proof energy management features

PowerSharing

- Allows the addition of charging ports (keeping up with the fast-paced increase demand for EVSE) for limited electrical infrastructure.
- Requires minimal modification to an existing electrical installation. Our technology can power up to 4 times more vehicles than standard installations would allow.

PowerLimiting

- Minimize the incremental power demand on the building's infrastructure (which can significantly increase with uncontrolled EVSEs).
- Limits the power drawn from the grid for an entire site based on a schedule or by communicating directly with a BMS.

Physical features

- Rugged charging station able to withstand extreme weather and corrosion
- Thick and sturdy cast aluminum casing
- Universal SAE J1772 connector
- Flexible 25-foot cable that remains malleable even during winter's coldest temperatures

Applications



Multi-unit residential buildings

For managers of multi-unit residential buildings (condos or rented apartments) looking to attract customers, while generating additional revenue through an on-site EV charging service that will adapt easily and in a cost-effective manner, proportionate to the EVSE demand growth.



Workplace

For companies looking to offer an EV charging service to their employees, and looking for a solution that can evolve at the same rate as the demand for the service while maintaining reasonable installation and operation costs.



Fleet

For fleet managers who wish to grow their EV fleets without expanding their electrical infrastructure while maintaining the operational costs at an affordable level.

Available configurations

CoRe+

CoRe+ with cable management system



Wall-mounted



Single pedestal



Back-to-back pedestal



Wall-mounted



Dual side-to-side



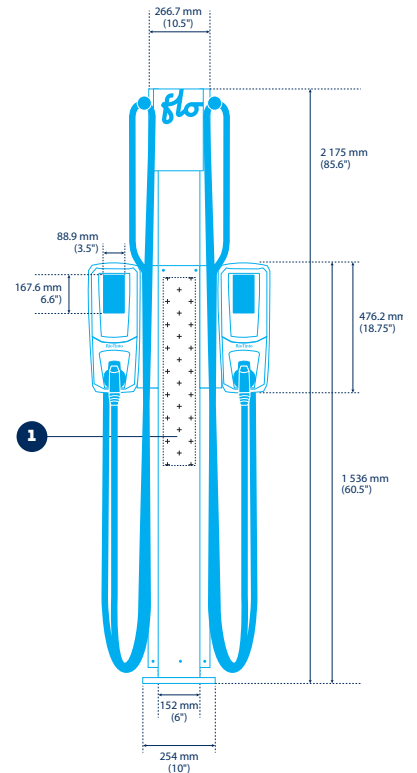
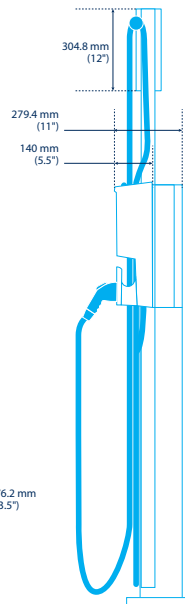
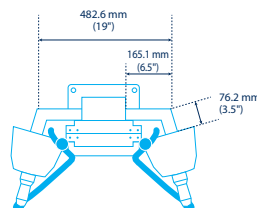
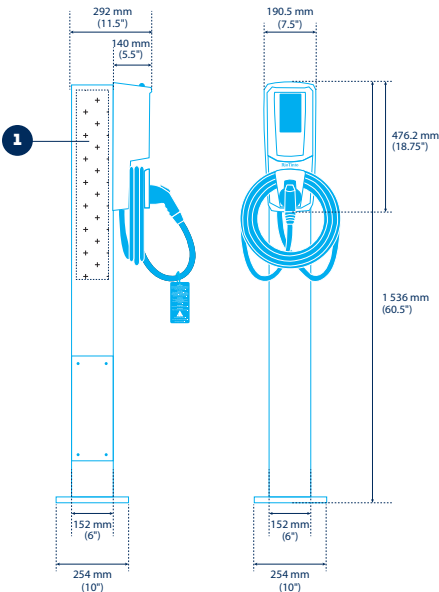
Back-to-back or single pedestal

Dimensions and customization

- 1 Every charging station includes easily customizable branding areas. The CoRe+ comes in its original colour, which can be modified with your custom signage.

Customizable partner panel area

Dimensions (H x W): 30" (760 mm) x 4.72" (120 mm)



Technical specifications

Aluminum casing	NEMA 4X
Charging connector	SAE J1772
Cable	7.62 m / 25' Ultra Flex
Electrical load	Standard: 30 A @ 208 VAC or 240 VAC for each charging station PowerSharing: 32 A @ 208 VAC or 240 VAC per set of 4 charging stations
Charging power	1.2 kW to 7.2 kW (maximum configurable by software)
Output current	6 A to 30 A (maximum configurable by software)
Integrated GFCI	20 mA, auto reset (3 attempts at 15-minute intervals)
Frequency	60 Hz
Operating and storage temperature	-40 °C to 50 °C / -40 °F to 122 °F
Weight	Charging station: 9.5 kg / 21 lb Pedestal: 14.5 kg / 32 lb
Humidity	Up to 95% (non-condensing)
Card reader	ISO 14443 A/B, ISO 15693, NFC
Communication interface	ZigBee - IEEE 802.15.4 meshed network
Networking	Cellular – 3G (gateway is installed separately for optimal performances)
Certifications	CSA certified for Canada and United States Complies with UL 2594, UL 2231-1, UL 2231-2
EMC compliance	USA - FCC 47 CFR 15, class A CAN - ICES-3 (A) / NMB-3 (A)

